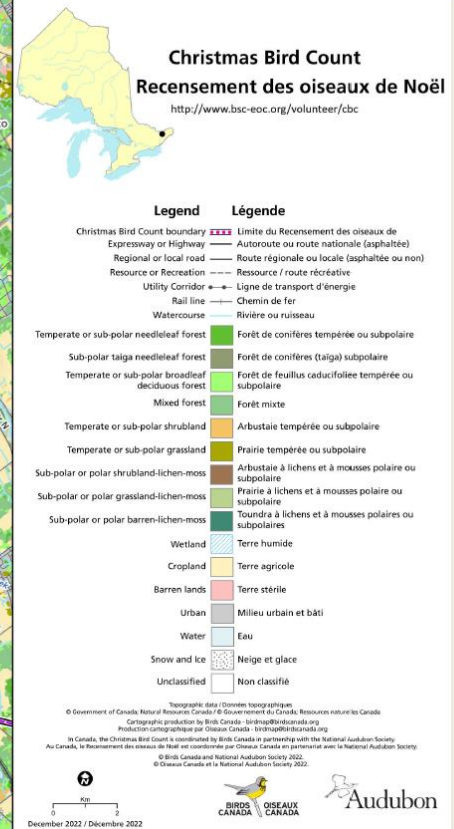
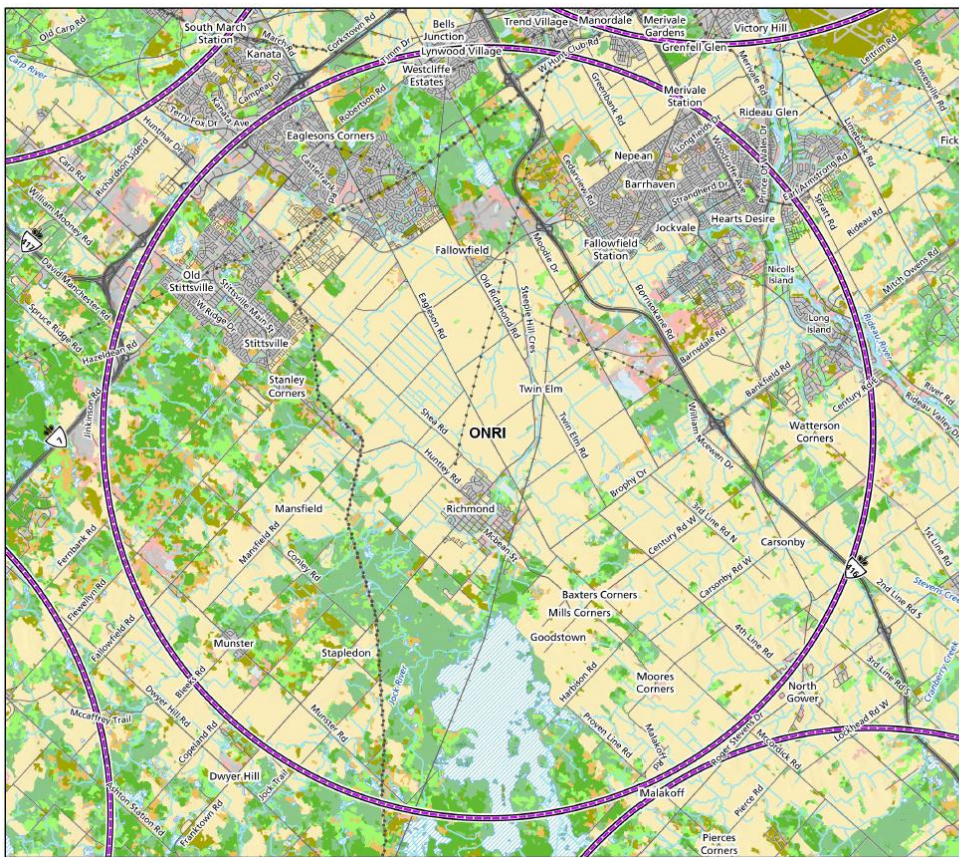


Richmond Christmas Bird Count (ONRI circle)

Dec 20, 2025 - 10th count year!



Overall: The total species count this year was **56**, same as last year and a bit below the record of 60 found in 2020. An additional 5 species were found in the 3 days prior or after count day, so **61** species in count week overall, a little below average over the previous 5 years (65). Though generally a quiet day for birds, three birds new to the count livened things up – see below! (count week photo of American Wigeon from G. Pari).



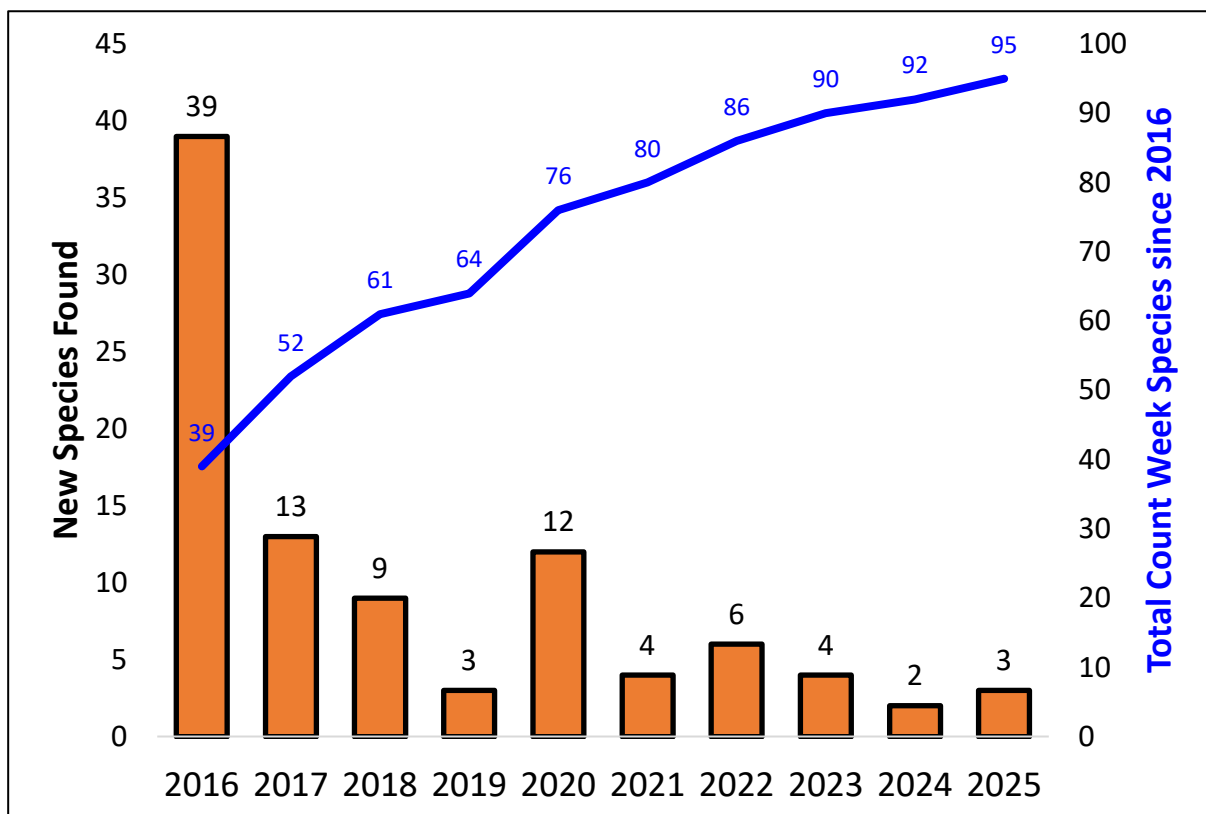
Weather: After a cold early December with significant snow, the day before the count reached a record-breaking +11 with rain that quickly froze as the temperature dropped to -11.8 degrees to start count day. The early December cold drove all but a few Canada Geese out of the circle; however open water in the Rideau River and in a few stormwater ponds resulted in a good variety of ducks – 8 species including a Pintail found by a non-CBC birder. The temperature rose to near freezing during the day, with a shift from clear skies to snow showers.

Firsts, Highs & Lows:

Three new species for the count circle were discovered during count week, and happily all three were located again on count day. Two wigeons were present on the Rideau River in Manotick (photo above), 2 male Black-backed Woodpeckers showed up in Stony Swamp (photo below from G. Mastromatteo), and an American Coot continued its presence in a stormwater pond in Stittsville until count day (photo below from T. Endicott).



These three raised the **ONRI species list** to **85 species** with **95 count week species** (graph below).



Record high counts were set this year for **12 species** including the three new species above. Several of these record highs were for common winter birds, including Northern Cardinal, Black-capped Chickadee and Dark-eyed Junco (see table below). Pine Grosbeaks were found in many locations, and in record numbers.



Northern Cardinal at feeder (P Blancher)



Pine Grosbeak in Richmond (P Blancher)



Black-capped Chickadee in Richmond (Liam Charlebois)



Eastern Screech-Owl in Stittsville (Tom Endicott)

On the low side, only 9 Canada Geese were found in the circle, vs. a record high of 6,555 in 2020! And only 2 gulls were present this year, a record low, none at the Trail Rd dump. The count of 21 diurnal raptors was on the low side, though higher than in 2017-19 when there was less coverage of the circle. The same was true of European Starlings (957 this year vs an average of 3,600 in 2020-24). All five of the owls typically encountered in the past were recorded this year, but just one Great Horned Owl, the lowest counted since 2018.

The overall tally of 9,964 birds was the lowest since 2019, and substantially below the average across the previous 5 years (14,937), though largely because of low counts of geese and starlings.

Birding Effort:

The generally low total bird count was not for a lack of birding effort! The count set new high marks for number of field observers (56), field parties (31), hours on foot (85.6) and hours by car (48.4).



Susan Waters, Ken McRae, Lynda Cronin + 4 penguins!



Barbara Bowman in sector 1

Counts by Sector: The Bells Corners crew regained the lead for most species in a sector (35), narrowly edging out Manotick (34), Stittsville (34) and Richmond South (33). This was no accident as the Bell's Corners team included 21 observers and 52 hours of effort, mostly on foot. As in past years, all sectors had at least one species seen nowhere else in the count, emphasizing the importance of all sectors to the overall count.

	1. Munster	2. Richmond South	3. Manotick	4. Bells Corners	5. Stittsville	6. Richmond North	ONRI totals
Species reported on Count Day	17	33	34	35	34	23	56
Species including Count Week	17	35	34	44	40	25	61



Birding track in Munster (B. Bowman)



Bill Bowman in sector 1



Dark-eyed Junco & White-throated Sparrow, sector 3 (G. Pari)



Our only Horned Lark (Jane Burgess, sector 3)



A count week Bald Eagle (G. Pari)



Hooded Merganser in count week (G. Pari)



Richmond Conservation Area (L Charlebois)

Full Count for 2025: Total counts by species are shown below – full counts by sector will be posted to the ONRI Facebook site (<https://www.facebook.com/groups/ONRICBC>).

<u>Species</u>	<u>Count</u>	<u>Note</u>	<u>Species</u>	<u>Count</u>	<u>Note</u>
Canada Goose	9		Northern Flicker	3	
American Wigeon	2	First Record!	Merlin	1	
Mallard	1,666		Northern Shrike	2	
American Black Duck	46	Record High count	Blue Jay	239	
Mallard x American Black Duck (1		American Crow	2,645	
Northern Pintail	cw	Count week only	Common Raven	73	Record High count
Common Goldeneye	58	Record High count	Black-capped Chickadee	1,255	Record High count
Hooded Merganser	2		Horned Lark	1	
Common Merganser	59		Golden-crowned Kinglet	2	
Wild Turkey	139		White-breasted Nuthatch	152	
Ruffed Grouse	2		Red-breasted Nuthatch	38	Record High count
Rock Pigeon	562		Brown Creeper	4	
Mourning Dove	130		European Starling	957	
American Coot	1	First Record!	American Robin	46	
American Herring Gull	2		Bohemian Waxwing	cw	Count week only
Great Black-backed Gull	cw	Count week only	Cedar Waxwing	20	
Larus sp.	cw	Count week only	House Sparrow	38	
Sharp-shinned Hawk	cw	Count week only	Evening Grosbeak	21	
Cooper's Hawk	7		Pine Grosbeak	127	Record High count
Bald Eagle	3		House Finch	79	
Red-tailed Hawk	8		Purple Finch	1	
Eastern Screech-Owl	1		Redpoll	31	
Snowy Owl	2		Pine Siskin	1	
Great Horned Owl	1		American Goldfinch	437	
Barred Owl	6		Snow Bunting	165	
Northern Saw-whet Owl	2	Ties previous high	American Tree Sparrow	169	Record High count
Belted Kingfisher	1		Dark-eyed Junco	398	Record High count
Red-bellied Woodpecker	2		White-crowned Sparrow	cw	Count week only
Black-backed Woodpecker	2	First Record!	White-throated Sparrow	5	
Downy Woodpecker	74		Song Sparrow	2	
Hairy Woodpecker	58		Northern Cardinal	187	Record High count
Pileated Woodpecker	19				

light yellow highlight = species flagged as rare in eBird on this date

Participants in 2025: 65 Field Observers: 56 Feeder Watchers: 15

Effort	On Foot	By Car	Feeders	Nocturnal	Total
Hours Spent:	86	48	23	5	162
Distance (km):	152	556		26	734

Thank You! Thanks to Bill Bowman, Giovanni Pari, Gillian Mastromatteo, Tom Endicott, and Rick Collins for their leadership in ONRI sectors. Thanks to Janet Clark, and several other participants, for providing the compilation goodies. Thanks for all of the photos. A big thank you to all participants in 2025! PB

Next Year's Count date will be: to be decided!